



COURSE TITLE (Course Number)

Sections 0101 and SW01

Term: Spring 2026

Professor: Dr. Chatonda Mtika

Pronouns: He/Him

Office Phone: 301-919-6548

Email: cmtika@umd.edu

Office Hours: TBD

Credits: 3

Course Dates: From Jan 30, 2026 - May 18, 2026

Course Times: Friday 2:00pm – 4:40pm

Classroom: BLD JMP Room 2121

Teaching Assistant: TBD

Pronouns: ###

Email: ###

Office Hours: ###

Canvas/ELMS: <https://umd.instructure.com/courses/1404303>

Course Description

This course focuses on the theoretical and practical aspects of the requirements engineering process. Students will be introduced to the fundamental concepts related to requirements and the requirements engineering process. This includes understanding various requirement types, risks and impact in the requirements process, how requirements evolve, and techniques for eliciting, analyzing, evaluating, managing, reviewing, and writing requirements.

Individual classes in this course will be a mixture of traditional lectures accompanied by hands-on workshops that emphasize the interactive nature of the requirement development process.

Prerequisites

ENPM611 or instructor's permission

Learning Outcomes

After successfully completing this course you will be able to:

- Understand requirements engineering concepts
- Recognize and describe different types of requirements (functional, non-functional, facts, constraints)
- Elicit and analyze requirements from stakeholders
- Specify requirements effectively in a requirements document
- Assess and assure the quality of requirements through verification and validation
- Maintain and manage requirements, including dealing with requirements change and traceability
- Adapt the requirements development process to the software/system development methodology (e.g., waterfall, iterative, agile)
- Assess effectiveness of the requirements development process
- Understand the relationships between requirements and testing
- Understand and apply alternative (modern) approaches to requirements engineering

Course Materials

Required Resources

- Software Requirements by Karl Wieggers and Joy Beatty, Microsoft Press, Third edition (2013). ISBN 0735679665 (not mandatory reference material).
- Additional references will be provided in class, as necessary.
- Total Estimated costs of required course materials: \$0.00

Supplemental Resources (no purchase required)

- Readings: None.
- Hardware/Software: None.

Course Structure

This course includes both on-campus and online sections. To attend synchronously online, log into ELMS-Canvas at the time of the Section 0101 class Fridays at 2:00 PM and select “Video Conference” from the left side menu. This will open a Zoom link to the live classroom.

For asynchronous online students, all lectures will be recorded and made available on ELMS-Canvas under “Panopto Recordings/Video Lectures” within 24 hours of the class time. Be sure to review the recorded lecture in a timely manner.

On-campus students come to class prepared to engage with the lecture and materials. Online students, be sure to log into Canvas regularly and participate in discussions and activities. Regardless of the section you are enrolled in, participation is expected.

Please note that F1 students enrolled in the on-campus section are required to attend in person. If you have a conflict on a particular day, please reach out to me in advance to discuss.

Communication Guidelines

Communicating with the Instructor

My goal is to be readily available to you throughout the semester. I can be reached by email at cmtika@umd.edu. Please DO NOT email me with questions that are easily found in the syllabus or on ELMS-Canvas (e.g., When is this assignment due? How much is it worth? etc.), but please DO reach out about personal, academic, and intellectual concerns/questions.

While I will do my best to respond to emails within 24 hours, you will more likely receive email responses from me on weekdays from 8PM to 10PM times EST.

When constructing an email to me please put “ENPM 612 (Section XXXX): Your Topic” in the subject line. This will draw my attention to your email and enable me to respond to you more quickly.

Additionally, please review [These tips for 'How to email a professor'](#). By following these guidelines, you will be ensured to receive a timely and courteous response.

Finally, if you need to discuss issues not appropriate for the classroom and/or an email, we can arrange to talk by phone, over Zoom, or in person. Send me an email asking for a meeting and we can set something up.

Announcements

I will send IMPORTANT messages, announcements, and updates through ELMS-Canvas. To ensure you receive this information in a timely fashion, make sure your email and announcement notifications (including changes in assignments and/or due dates) are enabled in ELMS-Canvas ([How to change notification settings in CANVAS](#)). Log into our ELMS-Canvas course site at least once every 24-hour period to check your inbox and the Announcements page.

Names/Pronouns and Self-Identifications

The University of Maryland recognizes the importance of a diverse student body, and we are committed to fostering inclusive and equitable classroom environments. I invite you, if you wish, to tell us how you want to be referred to in this class, both in terms of your name and your pronouns (he/him, she/her, they/them, etc.). Keep in mind that the pronouns someone uses are not necessarily indicative of their gender identity. Visit trans.umd.edu to learn more.

Additionally, it is your choice whether to disclose how you identify in terms of your gender, race, class, sexuality, religion, and dis/ability, among all aspects of your identity (e.g., should it come up in classroom conversation about our experiences and perspectives) and should be self-identified, not presumed or imposed. I will do my best to address and refer to all students accordingly, and I ask you to do the same for all of your fellow Terps.

Communicating with your Peers

With a diversity of perspectives and experience, we may find ourselves in disagreement and/or debate with one another. As such, it is important that we agree to conduct ourselves in a professional manner and that we work together to foster and preserve a virtual classroom environment in which we can respectfully discuss and deliberate controversial questions. I encourage you to confidently exercise your right to free speech—bearing in mind, of course, that you will be expected to craft and defend arguments that support your position. Keep in mind, that free speech has its limit and this course is NOT the space for hate speech, harassment, and derogatory language. I will make every reasonable attempt to create an atmosphere in which each student feels comfortable voicing their argument without fear of being personally attacked, mocked, demeaned, or devalued.

Any behavior (including harassment, sexual harassment, and racially and/or culturally derogatory language) that threatens this atmosphere will not be tolerated. Please alert me immediately if you feel threatened, dismissed, or silenced at any point during our semester together and/or if your engagement in discussion has been in some way hindered by the learning environment.

Netiquette Policy

Netiquette is the social code of online classes. Students share a responsibility for the course's learning environment. Creating a cohesive online learning community requires learners to support and assist each other. To craft an open and interactive online learning environment, communication has to be conducted in a professional and courteous manner at all times, guided by common sense, collegiality and basic rules of etiquette.

Grading

Grade Breakdown

Assignment	Percentage %
Midterm Exam	20%
Research Project and Presentations	10%
Individual Assignments	5%
Group Project Assignments	25%
Final Exam	40%
Total	100%

Course Assignments

Midterm and Final Exams

- Mid-term and final exams will be administered online, using the student's own laptop, in class and will be closed book and closed notes. Students must show their UMD student ID to the person administering the exam before taking it. Students in the online section need to arrange for proctoring and give us proctor's contact information. Students in the online section need to contact us to check seat availability if they wish to take an exam in class.

Individual Assignments

- Assignments include specific deliverables from in-class exercises, participation in the discussion board, and take-home assignments. More information will be provided in the first lecture and throughout the course.

Participation & Engagement

- To facilitate stronger interactions and better understanding, in-class attendance or remote connection during class time is recommended.
- Students will learn the class material by attending lectures, independent study, and teamwork.
- Classes will incorporate active learning (e.g., hands on exercises) and will stimulate students' critical thinking.
- Students will participate in ELMS (Canvas) Discussions and are encouraged to post feedback and questions for the instructor.

Group Project Assignments

- Each student must fairly contribute to the group project(s). Individual project grades might be adjusted according to individual contribution.

Grading of Assignments

All assignments will be graded according to a predetermined set of criteria (i.e., rubric) which will be communicated to students before the assignment is submitted.

To progress satisfactorily in this class, students need to receive timely feedback. To that end, it is my intention to grade all assignments within two weeks of their due date. If an assignment is taking longer than expected to grade, students will be informed of when they can expect to see their grade.

Grade Computation

All assessment scores will be posted on ELMS/Canvas page. If you would like to review any of your grades (including the exams), or have questions about how something was scored, please email me to schedule a time for us to meet and discuss.

It is expected that you will submit work by the deadline listed in the syllabus and/or on ELMS-Canvas. Late work will be penalized according to the late work policy described in the **Course Policies and Procedures** section below.

Grade Disputes: I am happy to discuss any of your grades with you, and if I have made a mistake, I will immediately correct it. Any formal grade disputes must be submitted in writing and within one week of receiving the grade.

Final letter grades are assigned based on the percentage of total assessment points earned. To be fair to everyone I have to establish clear standards and apply them consistently, so please understand that being close to a cutoff is not the same as making the cut (89.99 \neq 90.00). It would be unethical to make exceptions for some and not others.

Final Grade Cutoffs

Letter Grade	Cutoff
A+	97%
A	94%
A-	90%
B+	87%
B	84%
B-	80%
C+	77%
C	74%
C-	70%
D+	67%
D	64%
D-	60%
F	<60%

Course Schedule

Week #	Topic	Deliverable
1	Fundamentals of Requirement Engineering	
2	Types of Requirements	Assignment 1
3	Requirements Elicitation Methods	Assignment 2
4	Use Cases and Documenting Requirements	Assignment 3
5	Prototyping, Elicitation, and Refinement	

Week #	Topic	Deliverable
6	Requirements Modeling	Assignment 4
7	Requirements Analysis: Prioritization and Conflict Negotiation	
8	Requirements Management and Measurement	
9	Requirements Verification and Validation	
10	Requirements in Agile Methods	
11	Requirements with AI	
12	Advanced requirements development and analysis	

Note: This is a tentative schedule, and subject to change as necessary – monitor ELMS-Canvas for current deadlines. In the unlikely event of a prolonged university closing, or an extended absence from the university, adjustments to the course schedule, deadlines, and assignments will be made based on the duration of the closing and the specific dates missed.

Course Policies and Procedures

Use of technology:

- Please bring your laptop to class. Some assignments require access to a computer that runs Java.
- Cell phones: Please do not use your cellphone in class. If you have critical communication to attend to, please excuse yourself and return when you are ready.

Other course policies:

- Students must attend the following classes: Midterm, Final, Student presentation(s).
- No make-up exams will be considered, except for very rare circumstances (officially excused absences). In that case, an equivalent (but not identical) assessment will be administered. The make-up for the final exam must be administered before the last exam day of the semester.
- Project groups will be formed by the instructor or by students themselves.
- For project presentations, all group members must be present in class (either in College Park, or remotely, at their respective sites).

Conduct

The University of Maryland's conduct policy indicates that course syllabi should refer to a webpage of courserelated policies and procedures. For a complete list of graduate course related policies, visit the [Graduate School website](#). Below are course-specific policies and procedures which explain how these Graduate School policies will be implemented in this class.

Satisfactory Performance

The Graduate School expects students to take full responsibility for their academic work and academic progress. The student, to progress satisfactorily, must meet all the academic requirements of this course. Additionally, each student is expected to complete all readings and any preparatory work before each class session, come to class prepared to make substantive contributions to the learning experience, and to proactively communicate with the instructor when challenges or issues arise.

Questions about Assignments

Please ask all questions you may have about an assignment by 9:00 PM three days before the assignment is due. Any questions asked after that time may not be answered in time for you to make changes to your work.

Late Work Policy

Assignments should be completed by the due date and time listed with the assignment, on the syllabus, and/or in the course calendar. If you are unable to complete an assignment by the stated due date, it is your responsibility to contact your instructor to discuss an extension, **at least 24 hours BEFORE the assignment is due**. Extensions are not guaranteed, but may be granted at the instructor's discretion. Late submissions are not accepted.

Responsible Use of Generative AI

Generative AI tools (e.g., ChatGPT, GitHub Copilot, etc.) are becoming increasingly common in engineering education and in the workplace. In this course, students are expected to use AI technologies ethically and in ways that support learning, uphold academic integrity, and align with course objectives.

Permitted Uses of AI Tools in This Course

Students may use generative AI tools for the following purposes:

- *Brainstorming initial ideas or outlining for assignments*
- *Getting help understanding difficult engineering concepts (e.g., asking for explanations or examples)*
- *Writing assistance at the sentence level (e.g., grammar or clarity improvements)*
- *Debugging support in coding assignments, provided students still understand and can explain their code*

Prohibited Uses of AI Tools in This Course

Students may not use generative AI tools for:

- *Completing graded assignments, problem sets, or projects unless explicitly permitted*
- *Generating solutions to coding or engineering problems without understanding and verifying the output*
- *Writing full sections of reports, papers, or lab assignments*
- *Submitting AI-generated work as their own without proper citation or instructor approval*

It is the student's responsibility to make sure any use of AI aligns with the expectations outlined above. Misuse of AI tools may constitute academic dishonesty and will be addressed accordingly (see section on academic integrity, below). Lastly, please become familiar with the [University-approved AI tools](#) and university guidelines on [responsible AI use](#). If you are unsure whether a particular use of AI is appropriate, please ask before proceeding.

Academic Integrity

For this course, some of your assignments will be collected via Turnitin on ELMS/Canvas. I have chosen to use this tool because it can help you improve your scholarly writing and help me verify the integrity of student work. For information about Turnitin, how it works, and the feedback reports you may have access to, visit [Turnitin Originality Checker for Students](#)

The University's Code of Academic Integrity is designed to ensure that the principles of academic honesty and integrity are upheld. In accordance with this code, the University of Maryland does not tolerate academic dishonesty. Please ensure that you fully understand this code and its implications because all acts of academic dishonesty will be dealt with in accordance with the provisions of this code. All students are expected to adhere to

this Code. It is your responsibility to read it and know what it says, so you can start your professional life on the right path. **As future professionals, your commitment to high ethical standards and honesty begins with your time at the University of Maryland.**







It is important to note that course assistance websites, such as CourseHero, or AI generated content are not permitted sources, unless the instructor explicitly gives permission. Material taken or copied from these sites can be deemed unauthorized material and a violation of academic integrity. These sites offer information that might be inaccurate or biased and most importantly, relying on restricted sources will hamper your learning process, particularly the critical thinking steps necessary for college-level assignments.

Additionally, students may naturally choose to use online forums for course-wide discussions (e.g., Group lists or chats) to discuss concepts in the course. However, **collaboration on graded assignments is strictly prohibited unless otherwise stated**. Examples of prohibited collaboration include: asking classmates for answers on quizzes or exams, asking for access codes to clicker polls, etc. Please visit the [Office of Graduate Studies’ full list of campus-wide policies](#) and reach out if you have questions.

Finally, on each exam or assignment you must write out and sign the following pledge: ***"I pledge on my honor that I have not given or received any unauthorized assistance on this exam/assignment."***

If you ever feel pressured to comply with someone else’s academic integrity violation, please reach out to me straight away. Also, ***if you are ever unclear*** about acceptable levels of collaboration, ***please ask!***

To help you avoid unintentional violations, ***the following table*** lists levels of collaboration that are acceptable for each graded exercise. Each assignment will contain more specific information regarding acceptable levels of collaboration.

Assignment Type	 OPEN NOTES	 READ BOOK	 LEARN ONLINE	 GATHER CONTENT WITH AI	 ASK FRIENDS	 WORK IN GROUPS
Research Project and Presentation	✓	✓	✓	✓	✓	✓
Individual Assignments	✓	✓	✓	✓	✓	✓
Group Project Assignments	✓	✓	✓	✓	✓	✓
Midterm and Final Exam	No	No	No	No	No	No

Course Evaluation

Please submit a course evaluation through Student Feedback on Course Experiences in order to help faculty and administrators improve teaching and learning at Maryland. All information submitted to Course Experiences is confidential. Campus will notify you when Student Feedback on Course Experiences is open for you to complete your evaluations at the end of the semester. Please go directly to the [Student Feedback on Course Experiences](#) to complete your evaluations. By completing all of your evaluations each semester, you will have the privilege of accessing through Testudo the evaluation reports for the thousands of courses for which 70% or more students submitted their evaluations.

Religious Observance

It is the student's responsibility to inform the instructor of any intended absences for religious observances in advance. Notice should be provided as soon as possible but no later than the end of the schedule adjustment period.

Copyright Notice

Course materials are copyrighted and may not be reproduced for anything other than personal use without written permission.

Tips for Succeeding in this Course

1. **Participate.** I invite you to engage deeply, ask questions, and talk about the course content with your classmates. You can learn a great deal from discussing ideas and perspectives with your peers and professor. Participation can also help you articulate your thoughts and develop critical thinking skills.
2. **Manage your time.** Students are often very busy, and I understand that you have obligations outside of this class. However, students do best when they plan adequate time that is devoted to course work. Block your schedule and set aside plenty of time to complete assignments including extra time to handle any technology related problems.
3. **Login regularly.** I recommend that you log in to ELMS-Canvas several times a week to view announcements, discussion posts and replies to your posts. You may need to log in multiple times a day when group submissions are due.
4. **Do not fall behind.** This class moves at a quick pace and each week builds on the previous content. If you feel you are starting to fall behind, check in with the instructor as soon as possible so we can troubleshoot together. It will be hard to keep up with the course content if you fall behind in the pre-work or post-work.
5. **Use ELMS-Canvas notification settings.** Pro tip! Canvas ELMS-Canvas can ensure you receive timely notifications in your email or via text. Be sure to enable announcements to be sent instantly or daily.
6. **Ask for help if needed.** If you need help with ELMS-Canvas or other technology, IT Support. If you are struggling with a course concept, reach out to me and your classmates for support.

Student Resources and Services

Taking personal responsibility for your learning means acknowledging when your performance does not match your goals and doing something about it. I hope you will come talk to me so that I can help you find the right approach to success in this course, and I encourage you to visit the [Counseling Center's Academic Resources](#) to learn more about the wide range of resources available to you. Below are some additional resources and services commonly used by graduate students. For a more comprehensive list, please visit the Graduate School's [Campus Resources Page](#).

Accessibility and Disability Services

The University of Maryland is committed to creating and maintaining a welcoming and inclusive educational, working, and living environment for people of all abilities. The University of Maryland is also committed to the principle that no qualified individual with a disability shall, on the basis of disability, be excluded from participation in or be denied the benefits of the services, programs, or activities of the University, or be subjected to discrimination. The [Accessibility & Disability Service \(ADS\)](#) provides reasonable accommodations to qualified individuals to provide equal access to services, programs and activities. ADS cannot assist retroactively, so it is generally best to request accommodations several weeks before the semester begins or as soon as a disability becomes known. Any student who needs accommodations should contact me as soon as possible so that I have sufficient time to make arrangements.

For assistance in obtaining an accommodation, contact Accessibility and Disability Service at 301-314-7682, or email them at adsfrontdesk@umd.edu. Information about [sharing your accommodations with instructors, note taking assistance](#) and more is available from the [Counseling Center](#).

Writing Center

Everyone can use some help sharpening their communication skills (and improving their grade) by visiting [The Graduate School's Writing Center](#) and schedule an appointment with them. Additionally, international graduate students may want to take advantage of the Graduate School's free [English Editing for International Graduate Students \(EEIGS\) program](#).

Health Services

The University offers a variety of physical and mental health services to students. If you are feeling ill or need non-emergency medical attention, please visit the [University Health Center](#).

If you feel it would be helpful to have someone to talk to, visit [UMD's Counseling Center](#) or [one of the many other mental health resources on campus](#).

Notice of Mandatory Reporting

Notice of mandatory reporting of sexual assault, sexual harassment, interpersonal violence, and stalking: As a faculty member, I am designated as a "Responsible University Employee," and I must report all disclosures of sexual assault, sexual harassment, interpersonal violence, and stalking to UMD's Title IX Coordinator per University Policy on Sexual Harassment and Other Sexual Misconduct.

If you wish to speak with someone confidentially, please contact one of UMD's confidential resources, such as [CARE to Stop Violence](#) (located on the Ground Floor of the Health Center) at 301-741-3442 or the [Counseling Center](#) (located at the Shoemaker Building) at 301-314-7651.

You may also seek assistance or supportive measures from UMD's Title IX Coordinator, Angela Nastase, by calling 301-405-1142, or emailing titleIXcoordinator@umd.edu.

To view further information on the above, please visit the [Office of Civil Rights and Sexual Misconduct](#).

Basic Needs Security

If you have difficulty affording groceries or accessing sufficient food to eat every day, or lack a safe and stable place to live, please visit [UMD's Division of Student Affairs website](#) for information about resources the campus offers you and let me know if I can help in any way.

Veteran Resources

UMD provides some additional supports to our student veterans. You can access those resources at the office of [Veteran Student life](#) and the [Counseling Center](#). Veterans and active duty military personnel with special circumstances (e.g., upcoming deployments, drill requirements, disabilities) are welcome and encouraged to communicate these, in advance if possible, to the instructor.